

INTERNATIONAL CIVIL AVIATION ORGANIZATION
WESTERN AND CENTRAL AFRICA OFFICE

Twenty-seventh Meeting of the AFI Satellite Network Management Committee
(SNMC/27)
(Accra, Ghana, 25-29 November 2019)

Agenda Item 2: Circuit availability status

Presented by GCAA

SUMMARY

This paper presents the circuit availability status of GCAA AFISNET links to other international stations

Reference: SNMC/26 Report

Action by the meeting in paragraph 3

1. Introduction

1.1 This working paper reports on Accra FIR AFTN/AMHS and ATS/DS circuits performance and availability status from **January to October 2019**. The circuit availability is reported using the four-level reporting index.

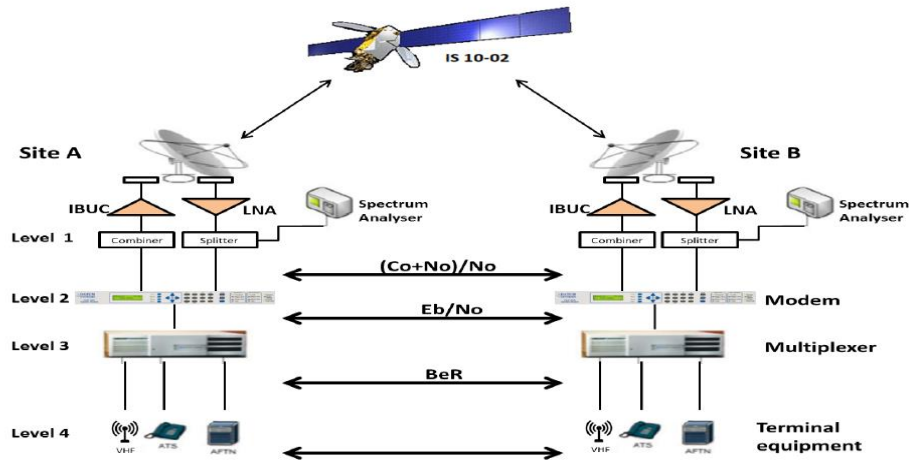


Figure 1: Four level performance monitoring approach between Site A and Site B.

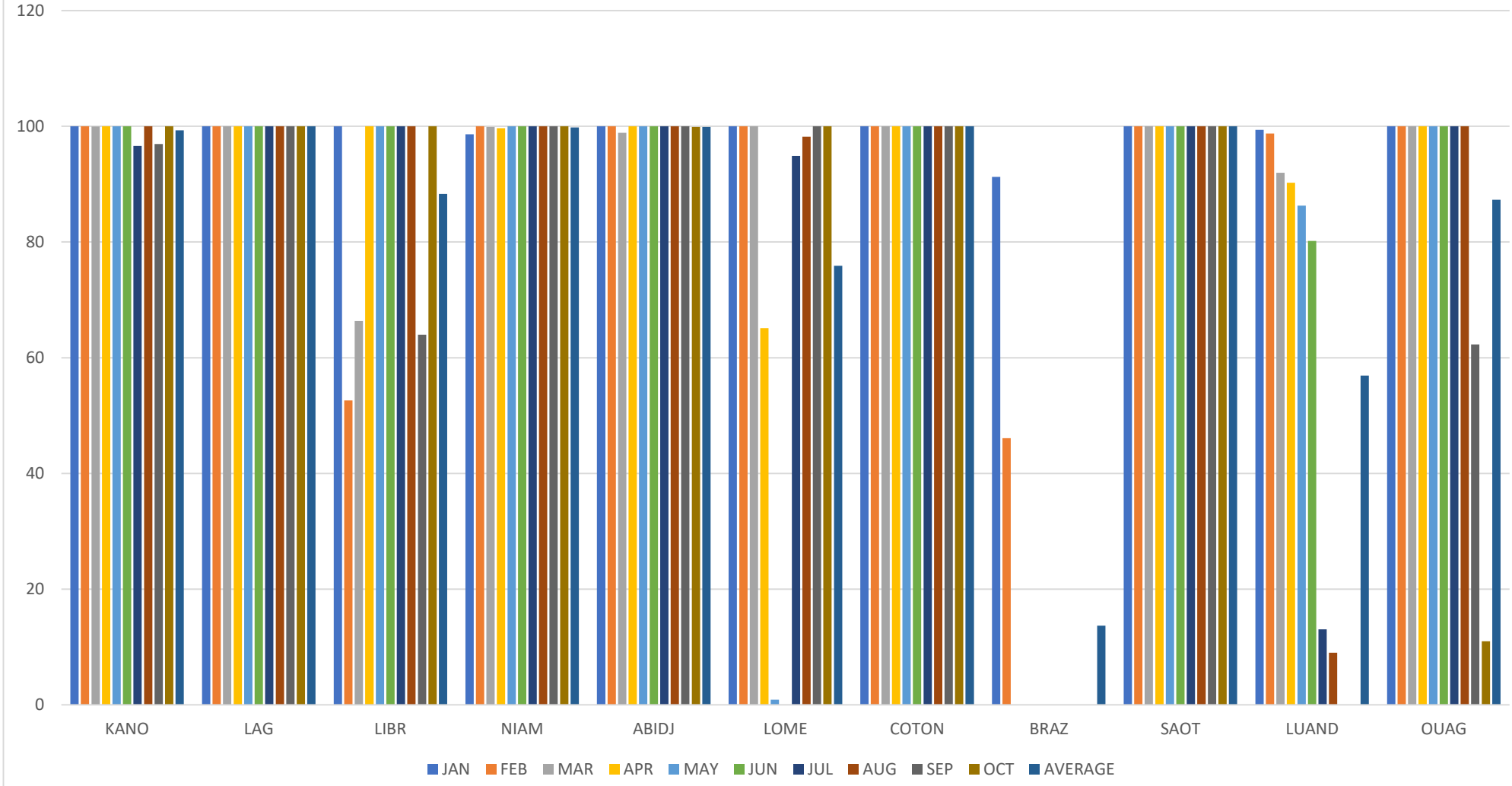
2. Discussion

AFTN STATUS

	Jan (%)	Feb (%)	March (%)	Apr (%)	May (%)	June (%)	July (%)	Aug (%)	Sept (%)	Oct. (%)	Average
Kano	100	100	99.96	100	100	100	96.59	100	96.94	100	99.3
Lagos	100	100	100	100	100	100	100	100	100	100	100
Libreville	100	52.60	66.35	100	100	100	100	100	63.98	100	88.3
Niamey	98.61	100	99.87	99.68	100	100	100	100	100	100	99.8
Abidjan	100	100	98.88	100	100	100	100	100	100	99.90	99.87
Lomé	100	100	100	65.14	0.90	0.00	94.89	98.21	100	100	75.9
Cotonou	100	100	100	100	100	100	100	100	100	100	100
Brazzaville	91.26	46.08	0	0	0	0	0	0	0	0	13.7
SaoTome	100	100	100	100	100	100	100	100	100	100	100
Luanda	99.37	98.76	91.98	90.23	86.27	80.18	13.04	9.00	0.05	0	56.9
Ouaga	100	100	100	100	100	100	100	100	62.31	10.98	87.2



AFTN CIRCUIT PERFORMANCE 2019



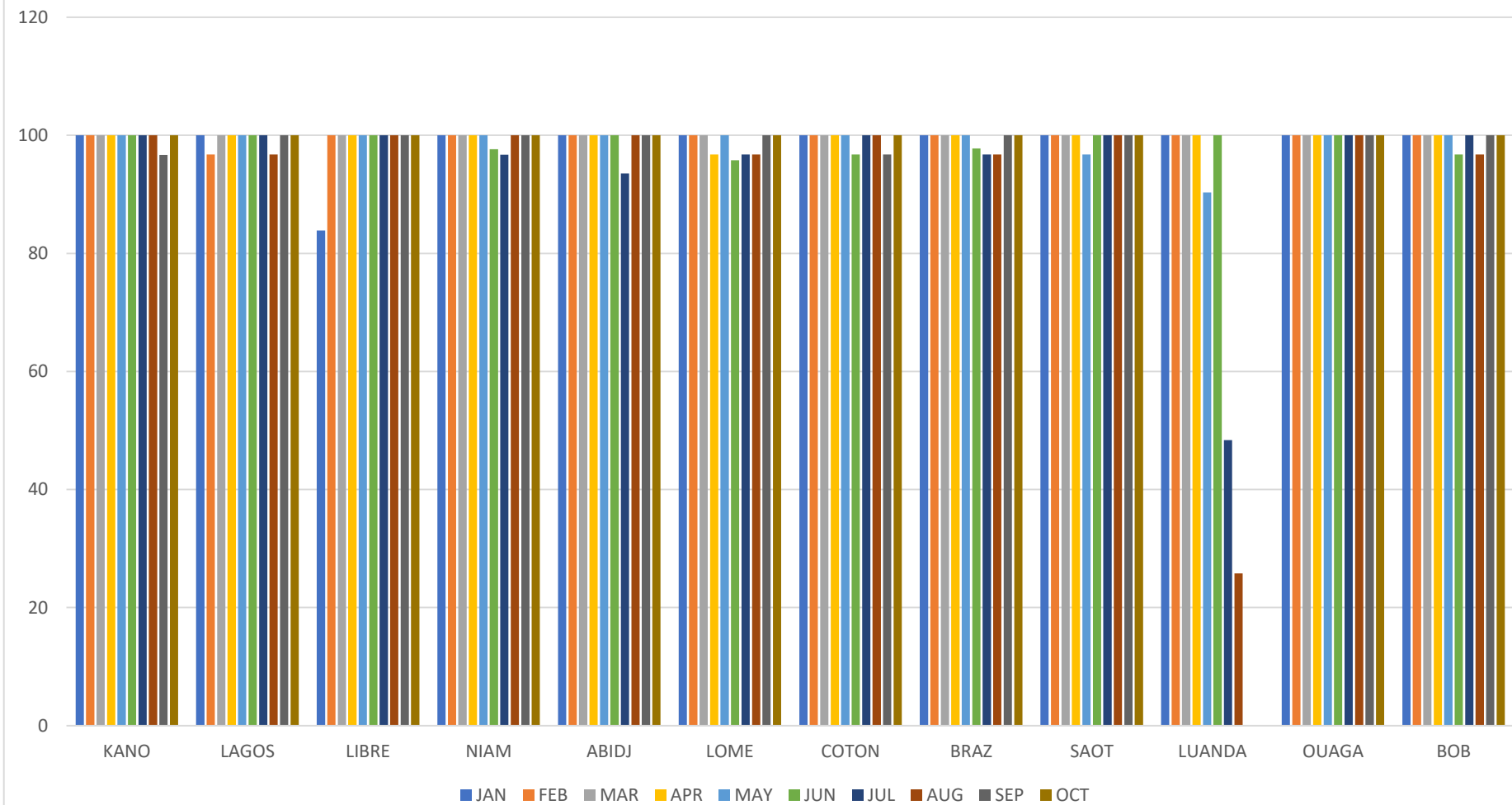


ATS/DS STATUS

	Jan (%)	Feb (%)	March (%)	Apr (%)	May (%)	June (%)	July (%)	Aug (%)	Sept (%)	Oct. (%)	Average
Kano	100	100	100	100	100	100	100	100	96.67	100	99.7
Lagos	100	96.77	100	100	100	100	100	96.77	100	100	99.4
Libreville	83.87	100	100	100	100	100	100	100	100	100	98.3
Niamey	100	100	100	100	100	97.66	96.70	100	100	100	99.4
Abidjan	100	100	100	100	100	100	93.55	100	100	100	99.5
Lomé	100	100	100	96.77	100	95.77	96.77	96.77	100	100	99.4
Cotonou	100	100	100	100	100	96.77	100	100	96.77	100	98.6
Brazzaville	100	100	100	100	100	96.77	96.77	96.77	100	100	99.3
SaoTome	100	100	100	100	96.77	100	100	100	100	100	99.0
Luanda	100	100	100	100	90.32	100	48.39	25.81	0	0	66.5
Ouaga	100	100	100	100	100	100	100	100	100	100	100
Bobo	100	100	100	100	100	96.77	100	96.77	100	100	100



ATS/DS CIRCUIT PERFORMANCE 2019





DEFFICIENT LINKS

AFTN

Country	Site I	Site II	Four level reporting status	Remarks
Ghana	Accra	Luanda	LEVEL 1: (CO + O)/NO LEVEL 2: Eb/NO LEVEL 3: BASE BAND EQUIPMENT	The lower percentages recorded for Luanda is due to the new IP SATCOM network deployed by Luanda
		Brazzaville	LEVEL 3: BASE BAND EQUIPMENT	Brazzaville AFTN recorded low percentage due to MOL 2P Multiplexer asynchronous port failure

ATS/DS

Country	Site I	Site II	Four level reporting status	Remarks
Ghana	Accra	Luanda	LEVEL 1: (CO + O)/NO LEVEL 2: Eb/NO LEVEL 3: BASE BAND EQUIPMENT	The lower percentages recorded for Luanda is due to the new IP SATCOM network deployed by Luanda



3. Action Required

The meeting is invited to:

1. Take note of the information provided in this working paper.
2. Review the deficiencies shown.
3. Request states concerned to indicate their plans for remedial action

-----END-----